Coming January 2025!

Visual PFAS™

Improved Site Characterization and Forensic Analysis

Prepare powerful visual aids in minutes!

Why choose Visual PFAS™?

1. Improve conceptual site models
2. Compare site wells to background
3. Easily communicate with broad audiences
4. PFAS source differentiation with ratios
5. Evaluate remedy performance
6. Save time by evaluating trends and exceedances for 5 to 10 PFAS on one map

Easily prepare radial diagram and bar maps to evaluate dozens of PFAS

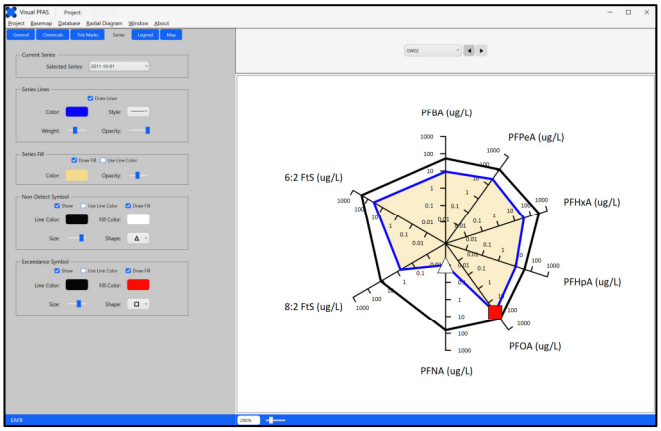

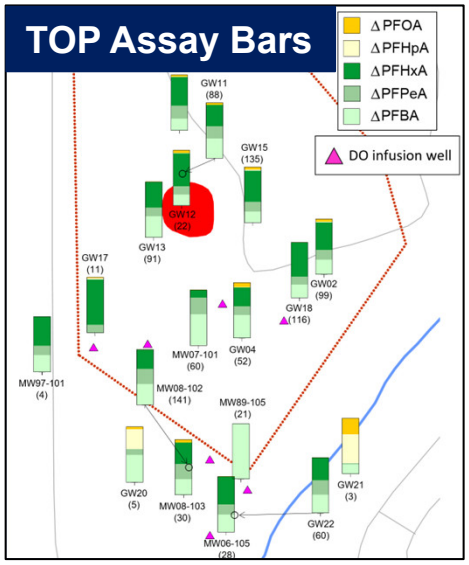

Evaluate precursor transformations and PFAA attenuation

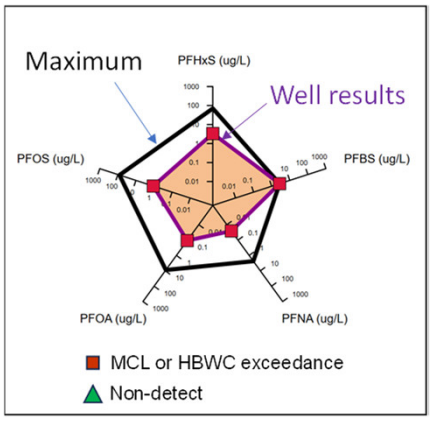

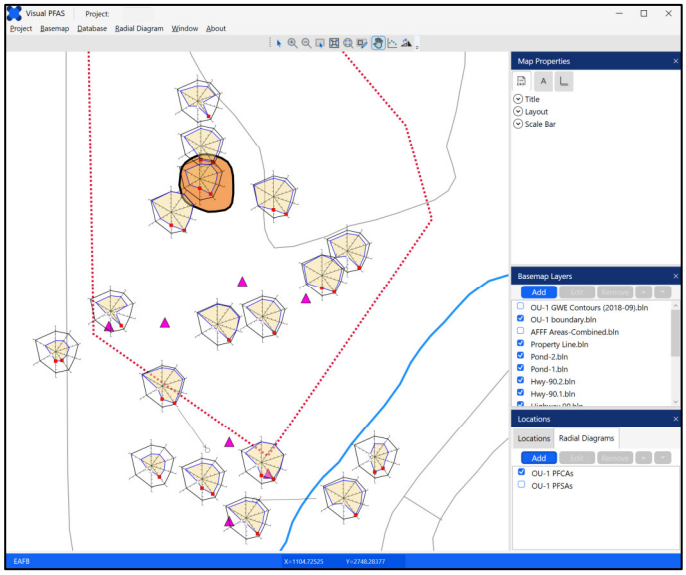

Visual PFAS™ also has unique features for evaluating:

- Attenuation of chlorinated solvents, hydrocarbons, metals, and radionuclides
- Redox zone delineation

POREWATER SOLUTIONS
Expertise • Experience • Innovation

www.porewater.com/PFAS.html

Contact: Grant Carey (gcarey@porewater.com)